

This Week in Sunday School 2.6.22 - Calling Disciples

Happy Sunday, Friends,

Today we are learning about how Jesus called the disciples. They were normal people, with normal jobs, but God had a special plan for them. Jesus taught the disciples the Bible, how to pray and how to obey God. Read on to learn more....

Attached is a coloring page and a Disciple paper chain craft. Enjoy!

Finally Friends, Jesus has given us what we need to take the Gospel to others. Not only did Jesus give us the tools we need, but promises to go with us along the way.

I hope all of you know how much you are loved and missed! We can't wait to be all together at church again soon.


Take Care,
Gabrielle Heimerling
Director, Youth and Family Services
FPC Haddonfield

Bible Puzzle


Twelve Disciples Coloring Activity

Jesus' disciples were twelve men he picked to travel with him and learn from him.


1. Color the twelve disciples and read their names.
2. Peter and Andrew were brothers. Draw a circle around both of them together.
3. James and John were brothers. Draw a circle around both of them together.
4. Peter, John, and Matthew all wrote books of the Bible. Put a check mark next to each of them.
5. Judas turned against Jesus and betrayed him. Draw a big X to cross out Judas.




Peter




Andrew




James
(brother of John)




John




Philip




Bartholomew




Thomas




Matthew




James
(son of Alphaeus)



Thaddeus



Simon



Judas


A disciple is someone who learns from Jesus. How can you learn from Jesus?

CALLING DISCIPLES



Jesus said, "Follow me." He called 12 disciples to fish for people.

Disciple Paper chain



What you need

Template page (white card for best results)
Scissor
Colouring pencils or crayons,
Ribbon
Sticky tape.

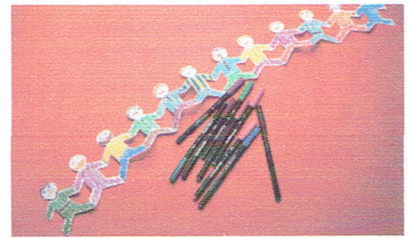
What to do



Fold template page on dotted lines and cut around the first person. Each cut will make 4 people joining hands.



Tape hands together of 3 sets to make 12 disciples.



Colour and decorate the people. If desired, write the names of the disciple and numbers on the reverse.

